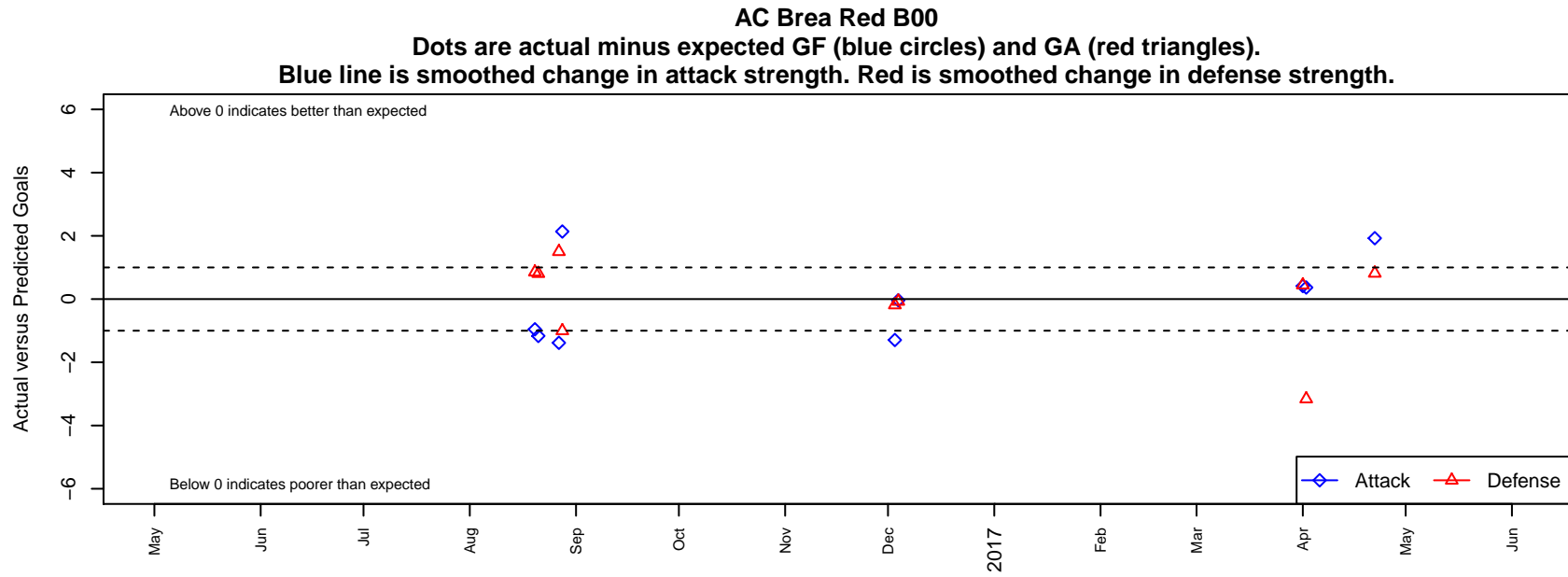


AC Brea Red B00

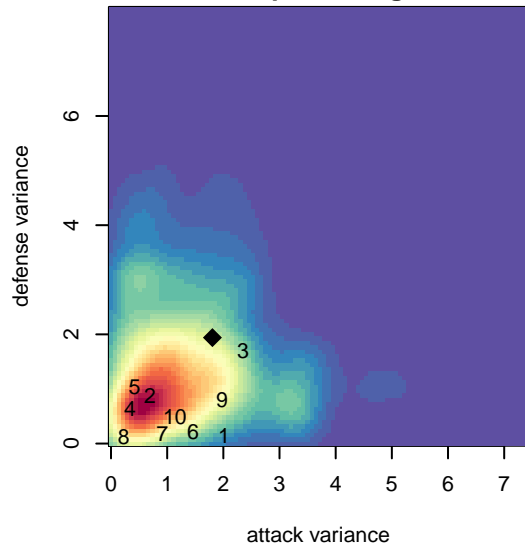
, CAS
B00 total strength=1985
attack=76.79 defense=48.07

alt names used:
AC BREA B00 Red

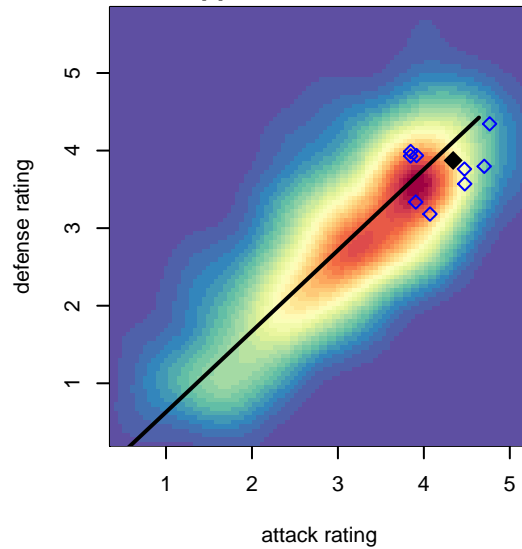
Venues played:
2016 FWRL CAS B00



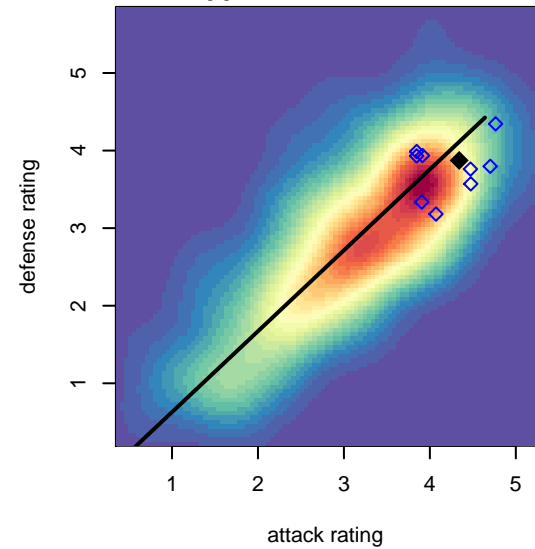
**attack and defense variance (black dot)
relative to other teams
and top 10 in region**



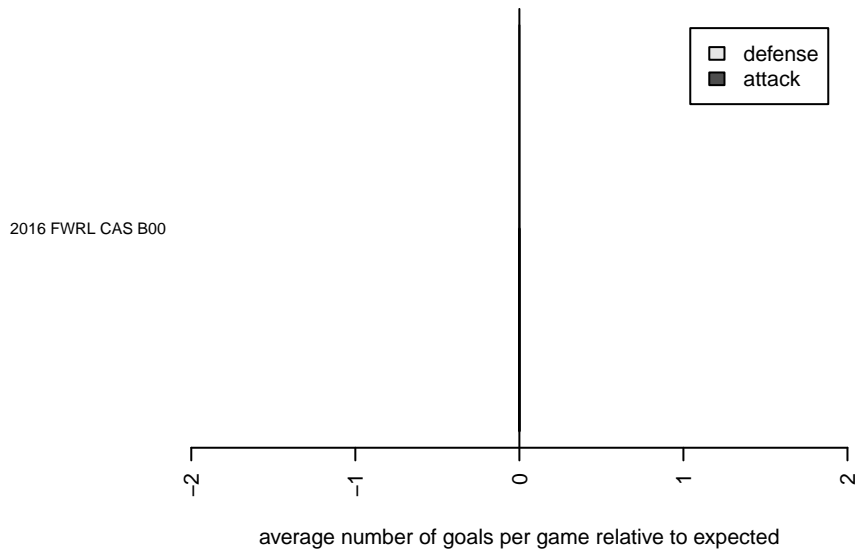
**attack and defense rating
relative to others at age
and all opponents in last 13 months**



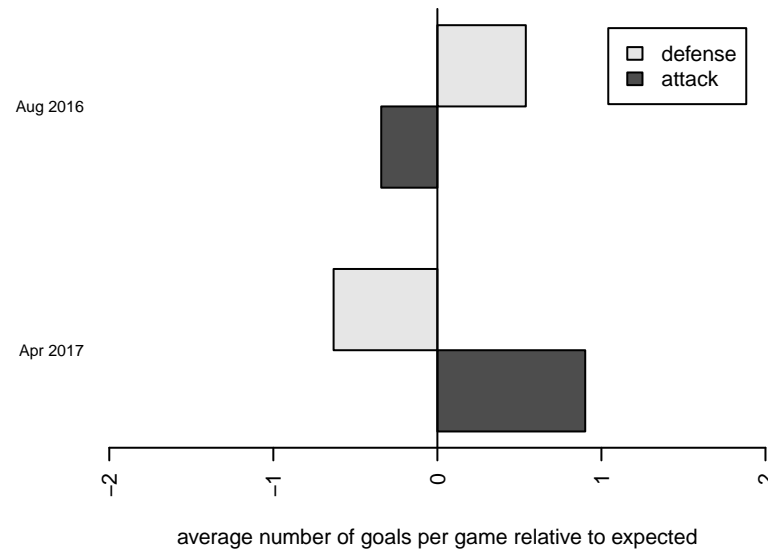
**attack and defense rating
relative to others at age
and all opponents in last 13 months**



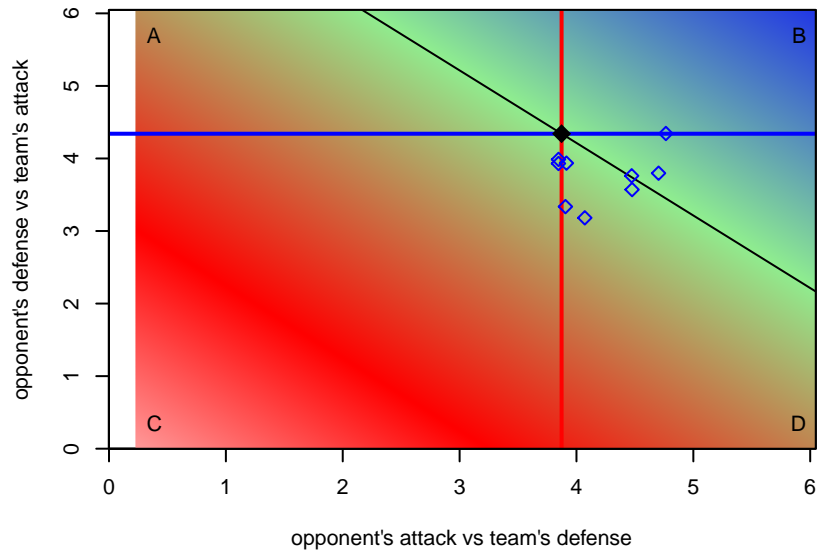
Performance relative to 13 month average



Performance relative to 13 month average



Distribution of opponents
 Red = Lose zone, Blue = Win zone, Green = Even
 Black line separates win/lose zones



lot. A=Neither has attack advantage, B=Opponent has both attack and defense advantage, C=Opponent has both attack and defense disadvantage, D=Both have

date	home		away		venue	pred.home	pred.away
2017-04-22	Albion SC Academy B00	0	AC Brea Red B00	3	2016 FWRL CAS B00	0.82	1.07
2017-04-02	AC Brea Red B00	3	Corinthians B00	4	2016 FWRL CAS B00	2.63	0.84
2017-04-01	Crescenta Valley SC B00	1	AC Brea Red B00	2	2016 FWRL CAS B00	1.45	1.59
2016-12-04	AC Brea Red B00	1	FRAM Premier B00	1	2016 FWRL CAS B00	1.04	0.93
2016-12-03	NFFC Red B00	1	AC Brea Red B00	0	2016 FWRL CAS B00	0.81	1.29
2016-08-28	AC Brea Red B00	3	Fullerton Rangers White B00	3	2016 FWRL CAS B00	0.86	2.00
2016-08-27	Strikers FC SB Gold B00	0	AC Brea Red B00	0	2016 FWRL CAS B00	1.50	1.38
2016-08-21	AC Brea Red B00	0	West Coast FC B00	1	2016 FWRL CAS B00	1.17	1.81
2016-08-20	LA Galaxy San Diego Elite B00	0	AC Brea Red B00	1	2016 FWRL CAS B00	0.85	1.96